




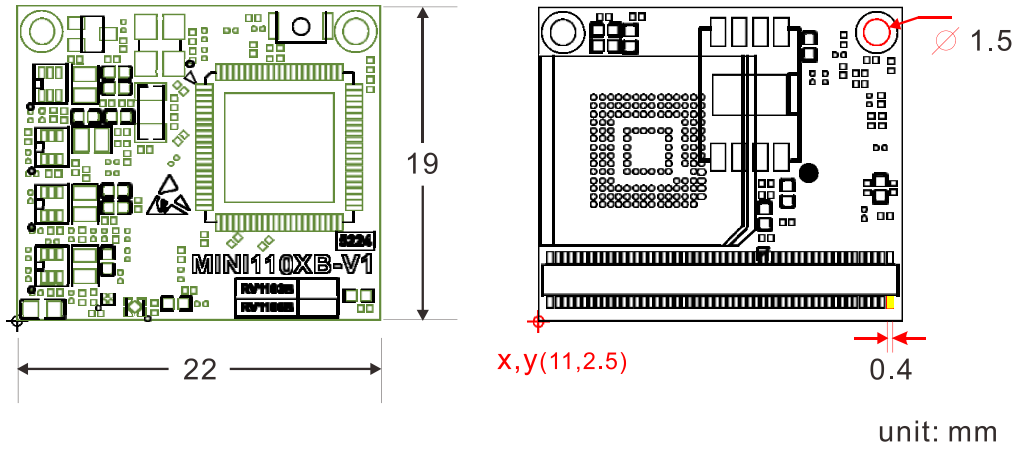
MINI1103B

Interface Connection





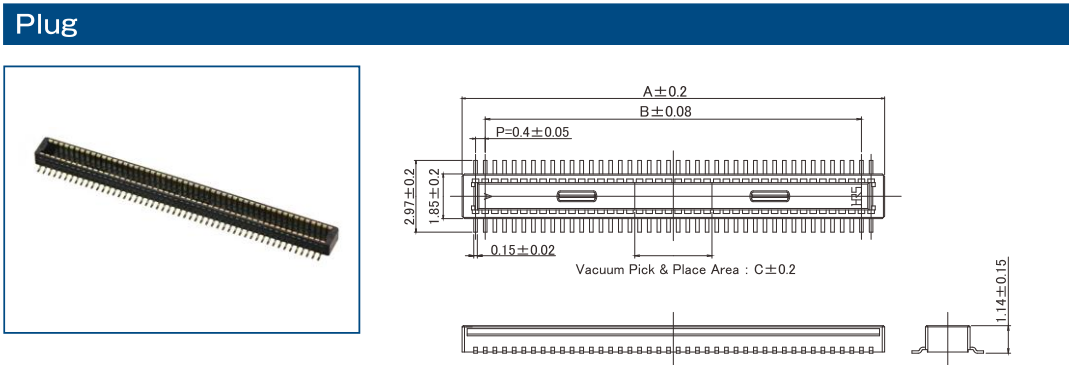
1 PCB Dimension



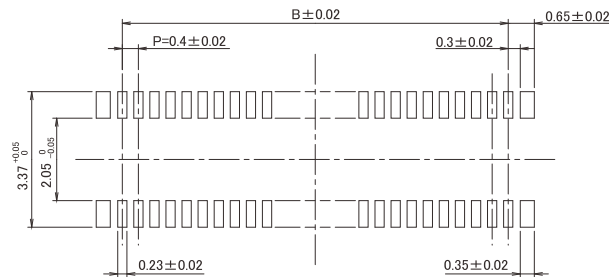
2 Interface Connection

The EM1103B carrier board and core board (MINI1103B) is connected via a board-to-board (BTB) double groove connection. The Plug **DF40C-100DP-0.4V** is on the CPU board, and Receptacle the **DF40C-100DS-0.4V** on the baseboard.

2.1 Plug Specifications



Recommended PCB Pattern



Unit : mm


Part No.	HRS No.	No. of Pos.	A	B	C	Purchase Unit (##):(51)	Purchase Unit (##):(58)
DF40C-100DP-0.4V(##)	CL0684-4032-1-##	100	21.52	19.6	3.2	○	○



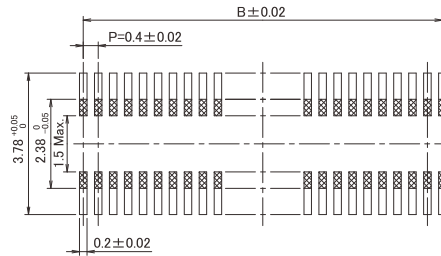
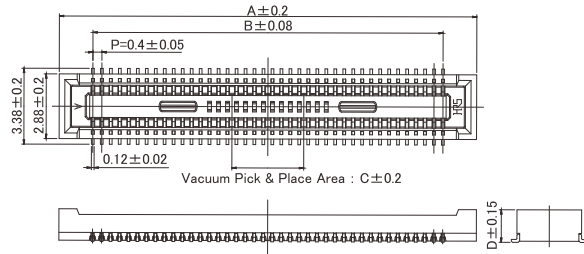
2.2 Receptacle Specifications

Receptacle

Stacking Height 1.5mm



Recommended PCB Pattern



DF40C (No Retention Tab)

Unit : mm

Part No.	HRS No.	No. of Pos.	A	B	C	D	Purchase Unit (##):(51)	Purchase Unit (##):(58)
DF40C-100DS-0.4V(##)	CL0684-4033-4-##	100	22.6	19.6	3.2	1.45	○	○